



Emergency Planning and Special Needs Populations




FEMA

Unit 1: Course Introduction




FEMA



Course Purpose





To provide the people who are responsible for emergency planning or care of special needs groups with the skills and knowledge they will need to prepare for, respond to, recover from, and mitigate against emergency situations.



Course Objectives

- 
- **Define special needs populations at the local level.**
 - **Identify appropriate resources to assist in planning for special needs populations.**
 - **Identify capabilities and limitations of the special needs network.**
 - **Define key terms related to special needs planning.**
- 

Course Objectives

- 
- **Describe the special needs considerations in all phases of comprehensive emergency management.**
 - **Identify the relationship between special needs planning and the community Emergency Operations Plan.**
 - **Identify basic components of a special needs plan.**
- 

Course Agenda

Day 1

Unit 1: Course Introduction

Unit 2: The Emergency Management Process

Unit 3: Hazard Mitigation Issues

Day 2

Unit 4: Preparedness Issues

Unit 5: Response Issues

Unit 6: Recovery Issues

Day 3

Unit 7: Unique Considerations

Unit 8: Course Summary

Course Materials


The Student Manual includes:

- Copies of all the visuals used in the course.
- Copies of the course activities.
- Job aids to help you succeed back in the community.


Student Introductions




Please tell the class:

- **Your Name.**
 - **Where You Are From.**
 - **What You Do/Experience with Special Needs Populations and/or Emergency Management.**
 - **One Expectation for the Course.**
- 

Special Needs Populations




Individuals in the community with physical, mental, or medical care needs who may require assistance before, during, and/or after a disaster or emergency after exhausting their usual resources and support network.



Special Needs Populations



People with:

- **Sensory disabilities.**
 - **Mobility disabilities.**
 - **Mental disabilities.**
 - **Other medical conditions.**
- 

Special Needs Populations

Senior citizens, who may have:

- **Sensory impairment.**
- **Mobility impairment.**
- **Hyper/hypothermia vulnerability.**
- **Memory disorders.**
- **Transfer trauma.**
- **Language and cultural barriers.**


Legal Issues

What are some legal issues that could affect emergency planning and special needs populations?

Discussion

- 
- **Americans With Disabilities Act Requirements**
 - **Communication Requirements**
 - **State/Local Legal Authority**
 - **Confidentiality Issues**
 - **Liability Issues**
- 

Emergency Planning



Why should we consider special needs populations when planning for a disaster?

What types of issues arise when dealing with special needs populations in a disaster?



Emergency Planning

What community organization is responsible for assuring that special needs are met?

Student Issues



What specific issues and concerns do you have about emergency planning for special needs populations?

Unit 2: The Emergency Management Process




FEMA

Unit 2 Objectives

- 
- **Relate the activities of each phase of emergency management to those required for special needs populations.**
 - **Explain how the response system works in your local jurisdiction or State and what that means for your planning process.**
 - **Describe the process for obtaining State and Federal assistance.**
- 

Unit 2 Objectives

- 
- **Identify local resources that can help you with your planning efforts.**
 - **Describe the capabilities and limitations of the special needs network in your area.**



Emergency Management


Emergency Management is:

- “The organized analysis, planning, decisionmaking, and assignment of all available resources to mitigate, prepare for, respond to, and recover from the effects of all hazards.”



Phases of Emergency Management




Mitigation Activities

- 
- **Occur before the emergency or disaster.**
 - **Eliminate or reduce the probability of occurrence.**
 - **Include actions to postpone, dissipate, or lessen the effects of the disaster.**

Preparedness Activities

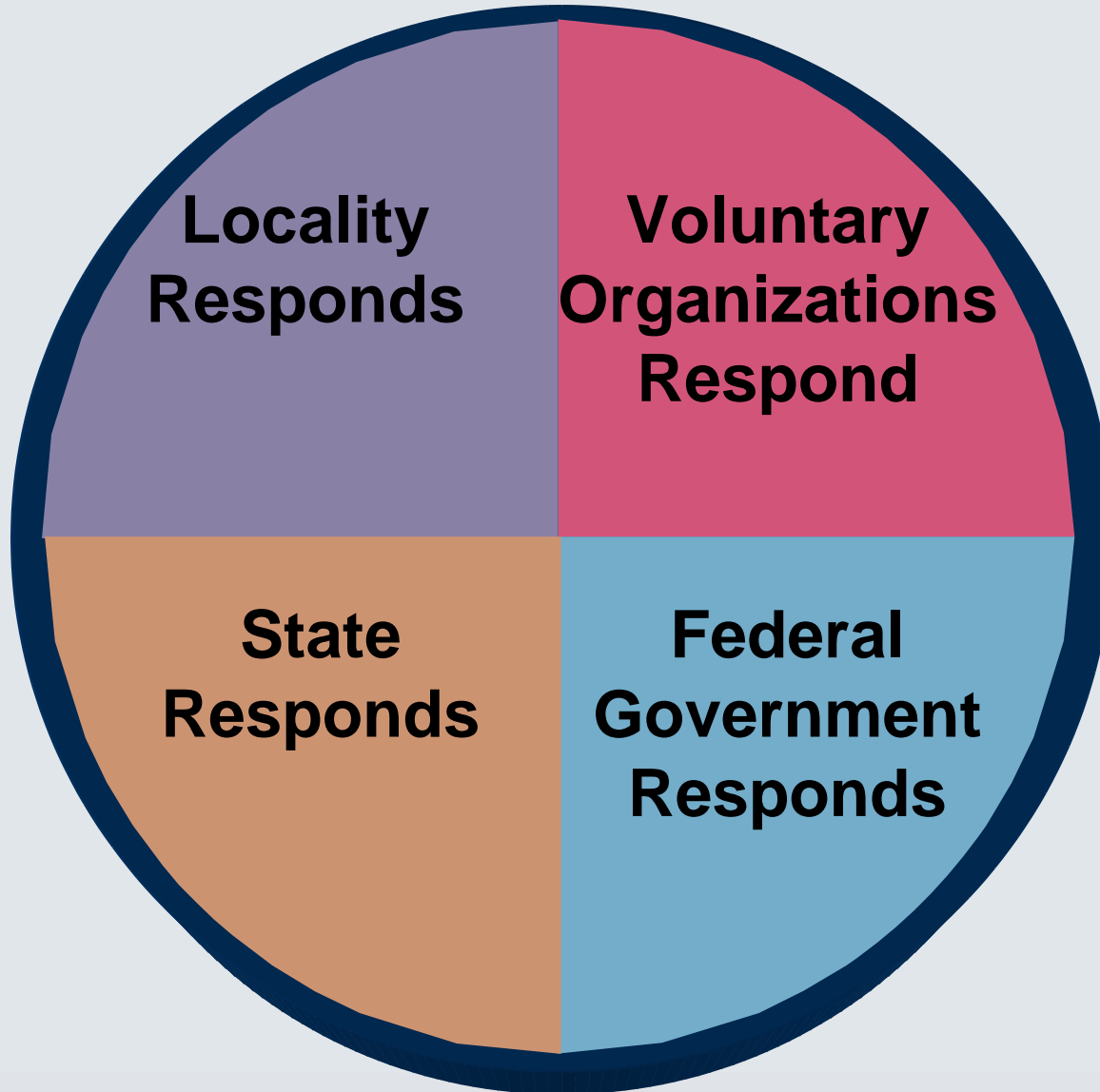
- 
- **Include planning, training, and exercising.**
 - **Minimize disaster damage.**
 - **Enhance disaster response operations.**
 - **Prepare organizations and individuals to respond.**
- 

Response Activities


- 
- **Provide emergency assistance.**
 - **Reduce the possibility of additional injuries or damage.**



Responding to a Disaster





Recovery Activities



- 
- **Meet the disaster-related needs of disaster victims, including special needs populations.**
 - **Return systems and people to normal, if possible.**
 - **Are both short term and long term.**





Local Emergency Management Response

- 
- **Provides initial response to disasters.**
 - **Develops a local emergency plan.**
 - **Coordinates with other local agencies and voluntary organizations.**
 - **Coordinates response activities with local or regional planning committees and the State.**
- 


Voluntary Organizations Response

- 
- **Responds with the local government to the initial event.**
 - **Consists of many organizations.**
 - **Provides initial shelter and food.**
 - **Assists individuals and families with short- and long-term recovery.**
- 

State Emergency Management Response

- 
- **Supplements local response.**
 - **Develops State emergency plan.**
 - **Coordinates with other local, State, and voluntary agencies.**
 - **Assesses damage.**
 - **Recommends Governor's request for Federal declaration.**
- 


Role of the Federal Government

- 
- **The Federal Government . . .**
 - **Becomes involved at the request of the State.**
 - **Supplements the available resources of State, local, and voluntary organizations.**
 - **FEMA is the Federal agency that manages the Disaster Relief Program.**


Presidential Disaster Declaration



FEMA:

- **Establishes a Disaster Field Office.**
 - **Assigns a Federal Coordinating Officer to work with a State Coordinating Officer and to manage the disaster response and recovery.**
 - **Establishes necessary subfunctions such as: mass care, health/medical support, food, and communications, etc.**
- 

Types of Assistance Available

- 
- **Assistance to Individuals**
 - **Assistance to Communities**



Mitigation Assistance Available

- 
- **Hazard Mitigation Grant Program**
 - **Technical Assistance**



Asking For Help

**You need
to**



- **Determine the assistance that is required.**
- **Identify how to ask for that assistance.**

Unit 3: Hazard Mitigation Issues




FEMA

Unit 3 Objectives

- 
- **Define hazard mitigation.**
 - **Identify the steps that individuals and families need to take to reduce their vulnerability to high-risk areas.**
 - **Use the local risk assessment as a basis for conducting a facility and an in-home vulnerability analysis.**
- 

Unit 3 Objectives

- 
- **Establish mitigation priorities.**
 - **Identify Federal, State, and local sources of information to help with mitigation activities.**

Hazard Mitigation



Hazard Mitigation is:

“Any sustained action taken to reduce or eliminate long-term risk to people and properties from natural and other hazards and their effects.”

Hazard Analysis

. . . identifying all of the hazards that potentially threaten a community and analyzing them in the context of the community to determine the degree of threat that is posed by each.



Hazard Mitigation Examples

■ For individuals:

- Move landscaping away from the home.
- Buy flood insurance!



■ For institution/facility:

- Elevate the generator and move emergency back-up records out of the basement.
- Buy flood insurance!



■ For the community:

- Work with special needs facilities in pre-planning and site selection to avoid future risks.

Facility Mitigation

- 
- **Install visual alarms for the deaf.**
 - **Install a generator.**
 - **Provide tactile signage for the blind.**
 - **Create areas of refuge for people in wheelchairs.**
 - **Protect windows and doors.**
 - **Secure roofs.**
- 

Types of Mitigation Assistance


- 
- **National Flood Insurance Program**
 - **Flood Mitigation Assistance**
 - **Hazard Mitigation Grant Program**
 - **The National Hurricane Program**
 - **The National Earthquake Hazards Reduction Program**
- 

Unit 4: Preparedness Issues



FEMA

Unit 4 Objectives

- 
- **Relate your individual, facility, and/or organization's planning needs to the emergency planning process.**
 - **Use a template to begin organizing your plan.**
 - **Explain how the four principles of emergency planning relate to special needs plans.**




Emergency Preparedness




Preparedness means knowing what you'll do if essential services break down.

It involves:

- **Developing a plan for contingencies.**
 - **Communicating the plan.**
 - **Training people about the plan.**
 - **Practicing the plan.**
 - **Maintaining the plan.**
- 

Four Planning Premises



- 
- **Know your community.**
 - **Know your emergency management structure.**
 - **Take individual responsibility.**
 - **Remember . . . It doesn't have to be a large disaster to cause a lot of trouble.**





Advocacy and Outreach

What are some advocacy and/or outreach issues that could affect emergency planning and special needs populations?

Discussion

- 
- **Definitions of Advocacy and Outreach Programs**
 - **Role of Advocacy Groups**
 - **Pros and Cons**
 - **Understanding Advocacy Groups Attitudes**
 - **Advocacy and Outreach Programs**
 - **Advocacy and Outreach Staff Members and Support Personnel**
- 

Discussion

- 
- **Definition of Registry**
 - **Why Have Registries?**
 - **Who Provides Data?**
 - **How is Data Provided?**
 - **How is Data Compiled?**
 - **Who is Responsible for Entering and Updating Data?**
 - **What is the Registry Used For?**
 - **Legal Considerations**
 - **Pros and Cons**
- 

Why is Planning Important?

Planning can:

- Reduce loss of life.
- Reduce property damages.
- Ensure effective, efficient response.
- Lay the groundwork for response.

Considerations for Planning

What are the potential challenges?


Considerations for Planning

What are the available resources?

Considerations for Planning


Where are the gaps?

Shelters

- 
- **Sheltering in Place**
 - **Shelters for the General Public**
 - **Special Needs Shelters**




Accessibility Requirements for Shelters

- 
- **If the State or local government provides the facility, Title II of the ADA may apply.**
 - **If another facility is used, Title III of the ADA applies.**
 - **Local building codes and safety regulations may apply.**



Principles of Emergency Planning

- 
- **What are your challenges?**
 - **What are the resources?**
 - **Where are the gaps and how will you fill them?**




Unit 5: Response Issues



FEMA

Unit 5 Objectives

- 
- **Describe the response process.**
 - **Respond to a scenario and develop a list of response issues to be addressed through planning.**
 - **Develop a list of action items for your emergency plans.**



Response Activities




Initial response is a local responsibility.

Responders work to:

- **Protect lives.**
- **Ensure public welfare and security.**


Emergency Response

- 
- **Special Needs issues are impacted at every level of the disaster response: local, State, and Federal.**
 - **Access to some resources may be limited while access to others may be easier.**
 - **Special Needs Planners should be familiar with typical events at each stage and prepare accordingly.**

Helping Special Needs Populations



What general types of assistance will you need to provide to help special needs populations through the response process?





Unit 6: Recovery Issues




FEMA

Unit 6 Objectives


- 
- **Describe the recovery process.**
 - **Identify typical recovery activities that take place following a disaster.**
 - **Address recovery issues in response to a scenario.**
 - **Develop action items for emergency plans based on the lessons learned from the scenarios.**
- 

Recovery Activities


- 
- **Return systems and people to normal, if possible.**
 - **Are both short term and long term.**




The Federal Role in Recovery

- 
- **Establishes a Disaster Field Office.**
 - **Announces the type of assistance available.**
 - **Works with the State to manage recovery activities.**
 - **Provides 1-800 numbers to register for assistance.**

Helping Special Needs Populations



What types of assistance will you need to provide to help special needs populations through the recovery process?




Unit 7: Unique Considerations



FEMA

Unit 7 Objectives

- 
- **Identify special considerations to address as part of the planning process.**
 - **Develop a list of action items, including timeframes for addressing special considerations.**
 - **Describe how current trends in caring for special needs populations affect emergency planning.**




Financial Issues



What are some financial issues that could affect emergency planning and special needs populations?




Discussion

- 
- **Tracking, Documentation, and Reimbursement of Costs Following a Disaster**
 - **Business Stability**





News Media



What are some media issues that could affect emergency planning and special needs populations?



Discussion

- 
- **Building Successful Partnerships Prior to a Disaster**
 - **Educating the Media on Special Needs Information**
 - **Using the Media Beyond the Emergency Alert System (EAS): Successful Strategies for Getting Your Message Out**
 - **Understanding Potential Primary Media Choices**
 - **Using the Media to Obtain Additional Assistance**
 - **Emphasize the Need to Verify Information**
- 



Planning Trends



What are some trends that you see occurring in special needs planning?



Discussion



- 
- **Changing Population Trends**
 - **Changing Trends in Medical Care**
 - **Increased Impact of Advocacy Groups Demands**
 - **Requirements to include special needs populations in consequence planning for terrorist use of weapons of mass destruction.**
 - **Legislative Impact**
 - **Lessons Learned From Other Disasters**
- 

Unit 8: Course Summary




FEMA

Unit 8 Objectives

- 
- **Review key lessons learned from the course.**
 - **Describe how to use the information from this course to improve your emergency planning.**
 - **Apply what you have learned to your emergency planning efforts.**
- 

Likes and Changes

- 
- **Identify what you liked about this training.**
 - **Include:**
 - **What you have learned.**
 - **What you enjoyed most.**
 - **Describe what changes you would make to improve this training.**

